

Rapid Response™

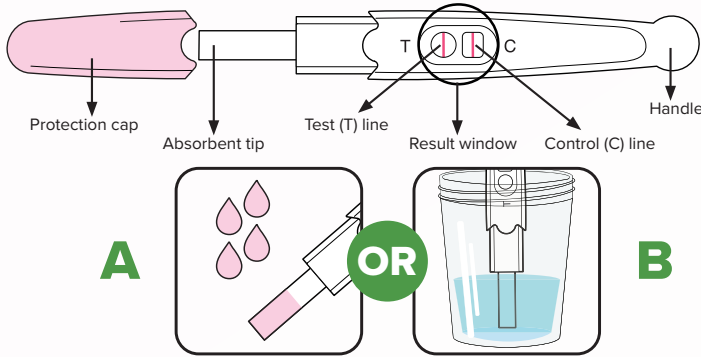
At-Home Pregnancy Test

REF HCG-1M1

Product Insert

1 Take the Test

Carefully read the **WARNINGS** section on the other side of the sheet before using the test.



1. Remove the test from the sealed pouch. Remove the cap.
2. **Option A: For Midstream Device:** Hold the test stick by the **Handle**. Make sure you point the **Absorbent Tip** downward and face the **Result Window** away from your body. Place the **Absorbent Tip** in your urine stream for 5 seconds.
3. **Option B: For Dipstick Device:** Collect your urine in a clean, dry cup. Dip the **Absorbent Tip** in the urine for 5 seconds.
4. Keep the **Absorbent Tip** pointing downward and replace the cap.
5. Place the test on a flat surface with the **Result Window** facing up.

2 Wait for Results

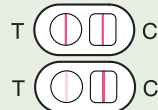
Wait 3 to 5 minutes, then read the results. If no line appears in the **square** test window, the test is not working properly.



3 Reading the Results



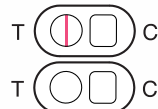
Positive - You may be PREGNANT if you see one line in the **round test window** and one line in the **square test window**. One line may be lighter than the other. Appearance of the results may vary.



Negative - You may be NOT PREGNANT if you see only one red line in the **square test window**.



Invalid - Your results are INVALID if you do **not** see a red line in the **square test window**. Even if a line appears in the **round test window**, the result is still invalid.



Questions

1. How does the test work?

The Rapid Response™ At-Home Pregnancy Test detects hCG (human chorionic gonadotropin) in your urine. hCG is a hormone that the body produces during pregnancy.

2. What do I do if the result is positive (pregnant)?

This means that the hCG pregnancy hormone was detected. However, this test is not conclusive. You should contact your doctor to confirm any positive results.

3. What do I do if the result is negative (not pregnant)?

You may not be pregnant, or, it may be too early to tell. If you do not get your period within 7 days, you should re-test. If your re-test results are negative and you do not get your period, contact your doctor.

4. Is it possible to be pregnant even if the results are negative?

Yes. In some cases, the urine will not contain enough hCG to be detected. If you still suspect a pregnancy, perform another test 2 or 3 days later using a first morning urine sample.

5. Do any drugs or medications affect the test?

Only medications containing the hCG should affect the results. The test should not be affected by hormone treatments containing alcohol, painkillers, antibiotics, or a contraceptive pill.

Warnings

Please read all the information provided here before using the Rapid Response™ At-Home Pregnancy Test.

- This test is for *in-vitro* diagnostic use.
- This test is not to be taken internally.
- Do not use this test after it has expired.
- Store the test in a dry place at room temperature (below 86°F or 30°C), or in the refrigerator (at 35-46°F or 2-8°C). If refrigerated, let the test warm up to room temperature (around 59-86° F or 15-30°C) before you begin.
- Do not freeze the test.
- Keep test out of reach of children and away from pets.
- Perform the test immediately after opening the foil pouch.
- Do not touch the Absorbent Tip (see diagram below) of the test device.
- For each time you perform a test, use a new cup for collecting urine.

Contact










If you have questions, reach out to our Technical Support:
support@bttx.com 1-888-339-9964
Monday-Friday 9:00AM-5:30PM EST.



Scan

for more resources
www.bttx.com/pregnancy

Glossary of Symbols

 Consult instructions for use	 Test per Kit	 Catalogue number
 Store between 2°C to 30°C	 Use by date	 Do Not Reuse
 <i>In vitro</i> diagnostic medical device	 Lot Number	 Manufacturer

BTNX, Inc.
722 Rosebank Road,
Pickering, ON L1W 4B2, Canada
Technical Support: 1-888-339-9964

